

### Fund Objective

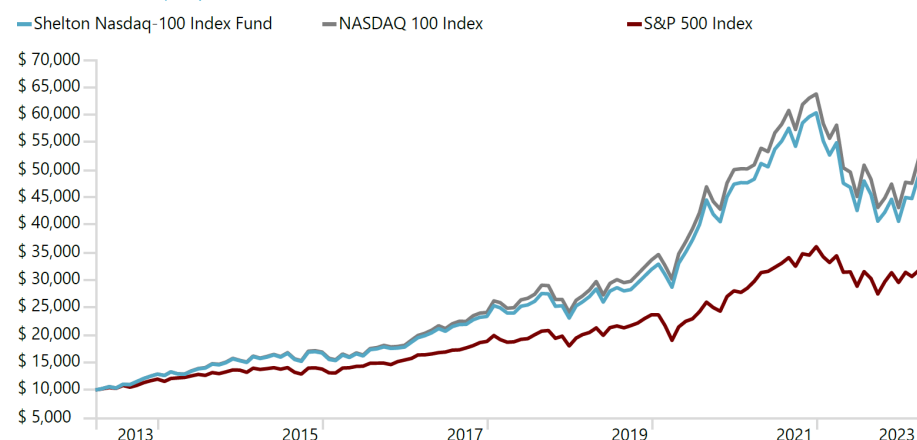
The Fund's investment objective is to attempt to replicate the performance of the largest nonfinancial companies as measured by the Nasdaq-100 Index.

### Fund Information

Class	Ticker	Share Price	Gross Expense Ratio	Net Expense Ratio
Investor	NASDX	\$28.45	0.63%	0.50%
Institutional	NQQQX	\$28.47	0.39%	0.26%

Shelton has contractually agreed to reimburse expenses incurred by the Fund to the extent that total annual fund operating expenses (excluding acquired fund fees and expenses, certain compliance costs, interest and broker expenses relating to investment strategies, taxes, extraordinary expenses such as litigation or merger and reorganization expenses, for example) exceed 0.25% and 0.99% for the Institutional Class, Investor Class until 1/1/24.

### Performance of \$10,000 Investment - Investor Shares



A hypothetical initial investment of \$10,000 on 3/31/2013, would have grown to \$49,056 (net of fees and including reinvested dividends) as of 3/31/2023. The information above shows the performance of Investor shares only.

Source: Morningstar Direct.

### Average Annual

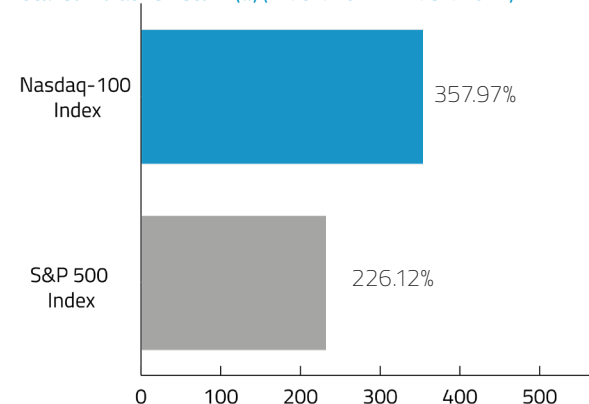
#### Total Returns

	1Q23	YTD	1YR	3YR	5YR	10YR
NASDX	20.66%	20.66%	-10.67%	19.59%	15.38%	17.24%
NQQQX*	20.69%	20.69%	-10.69%	N/A	N/A	N/A
Nasdaq-100 Index	20.77%	20.77%	-10.35%	20.00%	15.95%	17.93%

Total returns include changes in share price and the reinvestment of income dividends and all capital gains distributions. All performance figures reflect an expense reimbursement, where applicable. Without the expense reimbursement, the performance figures would be lower. Performance figures represent past performance and are not a guarantee of future results. The investment return and the principal value of an investment will fluctuate so that an investor's shares, when redeemed, may be worth more or less than their original cost; current performance may be lower or higher than the performance data quoted. For more current month-end Fund performance information, please call our office at (800) 955-9988.

The investment objective of an index fund is to replicate the performance of the underlying index and the components of the index are determined by the index provider and not Shelton Capital Management.

### Total Cumulative Return (%) (12/31/2012 - 12/31/2022)



Source: Bloomberg L.P. as of 12/31/2022. The above chart is presented for the purpose of illustrating the long-term performance of large-cap growth markets versus the broader market over time. Index performance is not indicative of fund performance nor is it an indication of how a fund could or will perform. The S&P 500® Index is a market-capitalization-weighted index that measures the performance of the common stocks of 500 leading U.S. companies. **Past performance does not guarantee future results. It is not possible for individuals to invest directly in an index. Performance figures for an index do not reflect deductions for sales charges, commissions, expenses or taxes.**

### Overall Morningstar Rating™

★★★★★ NASDX

Received Morningstar Rating™ of 5 stars among 1,138 Large Growth funds, based on the risk-adjusted returns, as of 3/31/2023.

### Strategy Highlights

- Invests in the largest domestic and international non-financial companies listed on the Nasdaq Stock market
- Seeks high correlation to the index

### Fund Characteristics

Fund Net Assets	\$1,046.2m
Inception Date (NASDX)	1/18/2000
Inception Date (NQQQX)	3/7/2022
Benchmark	Nasdaq-100 Index

### Top 10 Equity Holdings

Company	% of Portfolio
Microsoft Corp	12.56%
Apple Inc	12.34%
Amazon.com Inc	6.22%
NVIDIA Corp	5.23%
Tesla Inc	3.86%
Alphabet Inc - Class A	3.71%
Alphabet Inc - Class C	3.65%
Meta Platforms Inc	3.60%
Broadcom Inc	2.04%
PepsiCo Inc	1.91%

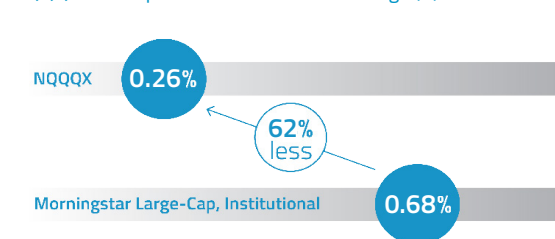
Holdings percentages are based upon the total portfolio. Portfolio holdings are subject to change. The securities identified do not represent all of the securities purchased, sold, or held by the Fund, and it should not be assumed that investments in the securities identified were or will be profitable.

### Sector Allocation<sup>1</sup>

Sector	% of Portfolio
Technology	48.21%
Communications	25.89%
Consumer, Non-cyclical	12.08%
Consumer, Cyclical	9.24%
Industrial	1.72%
Utilities	1.14%
Government	1.11%
Energy	0.61%

<sup>1</sup> Bloomberg

### NQQQX Net Expense Ratio vs. Peer Average (%)



Source: Morningstar Direct as of 12/31/2022. Inception date of 03/07/2022. NQQQX has a total expense ratio of 0.26%. 0.68% is the average Morningstar Large-Cap, Institutional net expense ratio. Net expense ratio = total annual operating expenses less any contractual management fee waivers. NQQQX is primarily intended for retirement plans and shareholders of omnibus intermediaries that meet certain standards and for institutional investors. See the prospectus for more information.

# Shelton Nasdaq-100 Fund - 1Q 2023 Fact Sheet

## Fund Management



Steve Rogers is the Chief Executive Officer and Portfolio Manager at Shelton Capital Management. Mr. Rogers has over 30 years of experience and joined Shelton Capital in 1993. He earned an MBA from the University of California, Berkeley and a B.A. from the University of Iowa.



Tony Jacoby, CFA, joined Shelton Capital Management in November 2017. He has a B.A. in Economics from the University of Colorado Boulder and is currently pursuing an M.S. in Applied Mathematics with an Applied Probability concentration at the University of Colorado.

### IMPORTANT INFORMATION

*Fund information is not intended to represent future portfolio composition. Portfolio holdings are subject to change and should not be considered a recommendation to buy individual securities. The Fund invests in the largest non-financial companies that are traded on the Nasdaq Stock Market. They are currently concentrated in the technology sector which has been among the most volatile sectors of the U.S. stock market. During a declining stock market, this Fund will lose money. It would potentially lose more money than other large cap stocks.*

© 2023 Morningstar, Inc. All rights reserved. The information contained herein: (1) is proprietary to Morningstar and/or its content providers; (2) may not be copied or distributed; and (3) is not warranted to be accurate, complete, or timely. Neither Morningstar nor its content providers are responsible for any damages or losses arising from any use of this information.

The Morningstar Rating™ for funds, or “star rating”, is calculated for managed products (including mutual funds, variable annuity and variable life subaccounts, exchange-traded funds, closed-end funds, and separate accounts) with at least a three-year history. Exchange-traded funds and open-ended mutual funds are considered a single population for comparative purposes. It is calculated based on a Morningstar Risk-Adjusted Return measure that accounts for variation in a managed product’s monthly excess performance, placing more emphasis on downward variations and rewarding consistent performance. The top 10% of products in each product category receive 5 stars, the next 22.5% receive 4 stars, the next 35% receive 3 stars, the next 22.5% receive 2 stars, and the bottom 10% receive 1 star. The Overall Morningstar Rating for a managed product is derived from a weighted average of the performance figures associated with its three-, five-, and 10-year (if applicable) Morningstar Rating metrics. The weights are: 100% three-year rating for 36-59 months of total returns, 60% five-year rating/40% three-year rating for 60-119 months of total returns, and 50% 10-year rating/30% five-year rating/20% three-year rating for 120 or more months of total returns. While the 10-year overall star rating formula seems to give the most weight to the 10-year period, the most recent three-year period actually has the greatest impact because it is included in all three rating periods.

**Investors should consider a fund’s investment objectives, risks, charges and expenses carefully before investing. The prospectus contains this and other information about the fund. To obtain a prospectus, visit [www.sheltoncap.com](http://www.sheltoncap.com) or call (800) 955-9988. A prospectus should be read carefully before investing.**

Shelton Funds are distributed by RFS Partners, a member of FINRA and affiliate of Shelton Capital Management.



The S&P 500® Index is a market-capitalization-weighted index that measures the performance of the common stocks of 500 leading U.S. companies.

Nasdaq®, Nasdaq-100® and Nasdaq-100 Index® are trade or service marks of The Nasdaq Stock Market, Inc. (which with its affiliates are the “Corporations”) and are licensed for use by the Fund. The Fund has not been passed on by the Corporations as to their legality or suitability. The Fund is not issued, endorsed, sold, or promoted by the Corporations. The Corporations make no warranties and bear no liability with respect to the Fund. **INVESTMENTS ARE NOT FDIC INSURED OR BANK GUARANTEED AND MAY LOSE VALUE.**